COAL

NATIONAL MINING AGENCY

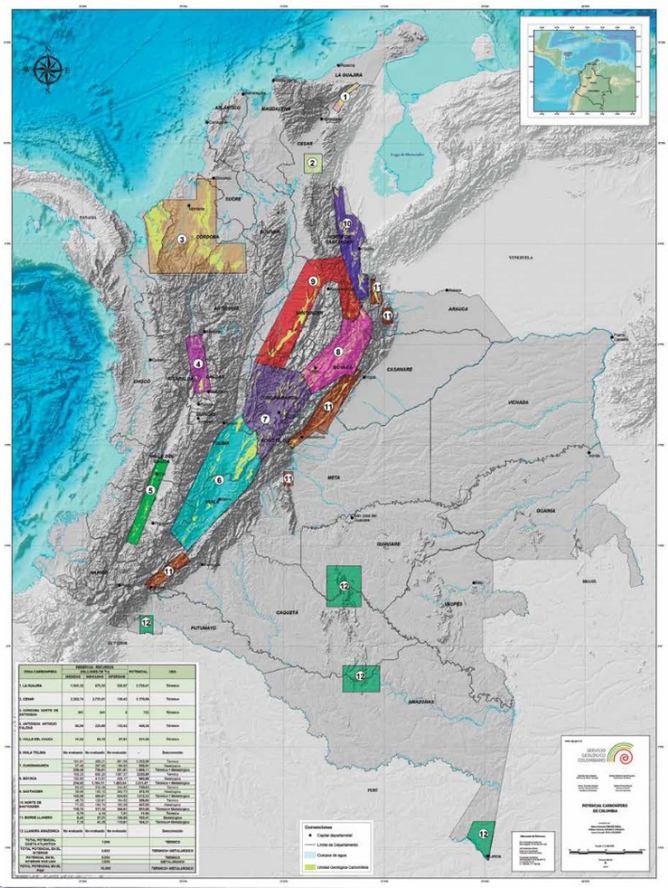

1,730 Mining Titles

169 Mining titles in exploration

169 Mining titles in construction & assembly

1,392 Mining titles in exploitation

Titles by contractual stage

1,090,572 ha
(0.96% of national territory)

1,047 Mining concession proposals

602,921 ha
(0.53% of national territory)

Source: NMA,- AnnA mineria 31/07/2022

From the total titles, **97%** correspond to small and medium mining, and only **3%** to large mining. **88%** of coal production is extracted in open-pit mining areas in the departments of Cesar and La Guajira, with thermal coal, which in general is exported. The remaining **12%** is mined mainly underground in the departments of Cordoba, Antioquia, Valle and Cauca, with thermal coal, and in Cundinamarca, Boyacá, Santander and Norte de Santander, with high-quality thermal and metallurgical coal, which besides supplying the domestic market, is also exported.

ECONOMIC DATA

PRODUCTION (Million tons)		ROYALTIES (Million USD)		EXPORTS (Million tons - Million USD)	
2019	**85.4 Mt**	2019	**610.0 M**	2019	**74.7 Mt - $5,668.3 M**
2020	**53.5 Mt**	2020	**292.2 M**	2020	**71.2 Mt - $4,165.8 M**
2021Pr	**52.9 Mt**	2021Pr	**498.7 M**	2021	**59.7 Mt - $5,652.3 M**

2021 WORLD RANKINGS

WORLD PRODUCTION	*Million tons*
1. China	4,126.0
2. India	811.3
3. Indonesia	614.0
4. USA	524.4
5. Australia	478.6
6. Russia	433.7
12. Colombia	**52.9**

LATAM PRODUCTION	*Million tons*
1. Colombia	52.9
2. Brazil	8.2
3. Mexico	7.4
4. Venezuela	0.2
5. Other LATAM	0.2

CONSUMERS	*Exajoules*
1. China	86.17
2. India	20.09
3. USA	10.57
4. Japan	4.80
5. South Africa	3.53
6. Russia	3.41

At **year 2021,** Colombia has proved reserves **by 4,554 Mt** of anthracitic and bituminous coal, the largest in **LATAM (46.6%);** correspond to approximately **0.6%** of the World Reserves.

*Source: NMA 31/05/2022, www.trademap.org/, National Administrative Department of Statistics-DANE, CGS - Map of coal potential in Colombia 2016, Exchange Rate 2018: $2,956.43;; 2019: Col $3,281.09; 2020: Col $3,693.36; 2021: Col $3,743.09. Pr: preliminary. *Bp Statistical Review of World Energy June 2022.*

ECONOMIC DATA

Colombian coal price in the last 6 years USD/ton

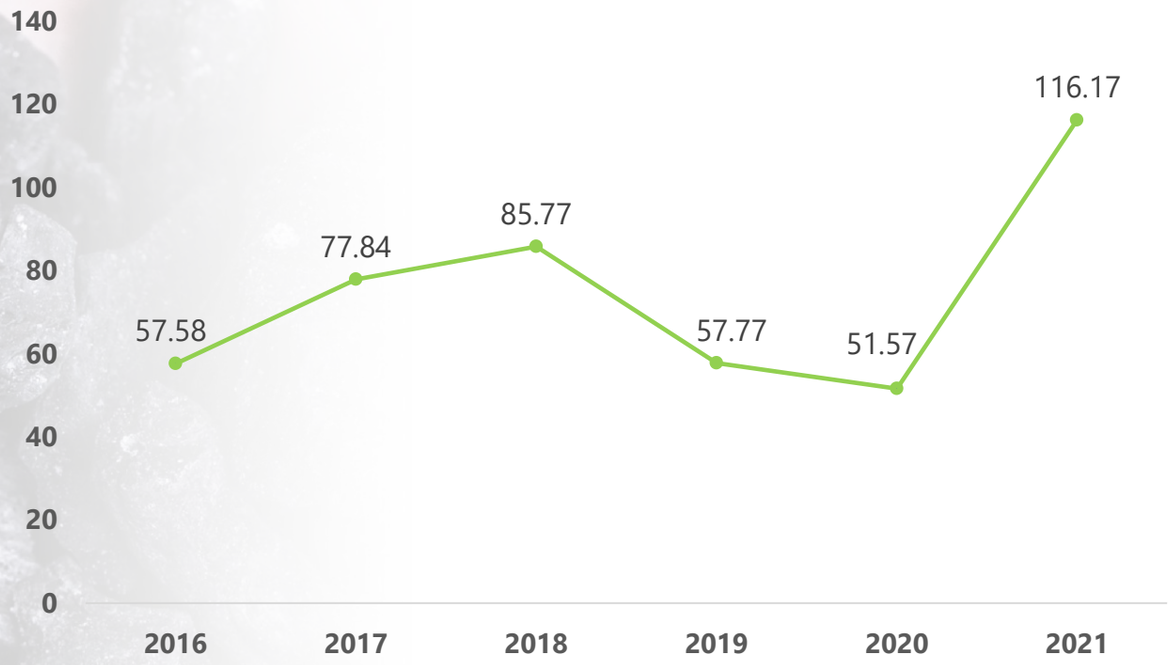

Colombian coal price in the last 6 months USD/ton

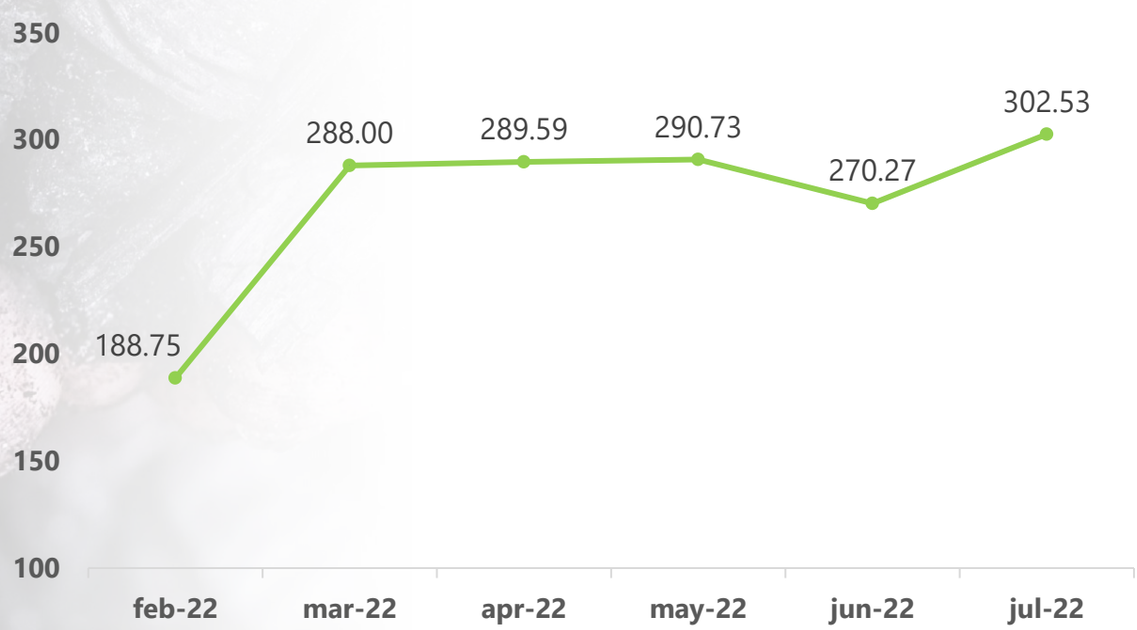

Source: NMA – S&P Global Platts (FOB Colombia prices, Updated in August 2022).

PRODUCTION

Department	Municipality	2019 (Ton)	2020 (Ton)	2021 Pr (Ton)
Cesar	Agustin Codazzi	10,530,915	6,159,357	373,978
	Becerril	15,128,895	15,921,028	20,261,855
	El Paso	4,047,975	1,526,016	660,952
	La Jagua de Ibirico	22,317,459	10,990,941	8,252,912
La Guajira	Albania	6,559,847	1,696,331	1,914,219
	Barrancas	19,272,654	10,536,043	17,312,442
	Hatonuevo	587,445	344,022	671,200
Cundinamarca	Various	2,271,212	1,533,344	1,117,608
Boyaca	Various	1,721,420	1,972,560	975,332
Norte de Santander	Various	2,307,744	1,681,793	816,437
Cordoba	Puerto Libertador	336,799	1,017,999	274,713
Santander	Various	210,654	102,341	175,943
Antioquia	Various	81,769	48,053	67,933
Valle del Cauca	Various	11,778	13,125	10,785
Cauca	Various	24,352	6,327	4,264
Casanare	Recetor	570		
Total		**85,411,489**	**53,549,320**	**52,890,574**

In **2021** coal accounted for **56%** ***(USD 2,393 million)*** of mining GDP, **0.72%** of national GDP and **82.83%** of total mining royalties collected.

In **2021**, Colombian coal production represented **78.8%** of LATAM production and **0.73%** of world production.

Colombia produces high quality thermal and metallurgical coal due to its high calorific value of up to **14,161 BTU/LB** (*one of the highest in the world*), with low sulfur, ash and moisture content.

***Coal potential of Colombia:**
Coal resources and reserves, 2004 base

Atlantic Coast:	Interior of the country:		Total
Thermal coal 7,906 MT	Thermal coal	6,053 MT	Thermal and Metallurgical coal 16,569 MT
	Metallurgical coal	2,609 MT	

*Source: ANM - MAPA REGALÍAS DNP, cutoff as of May 31, 2022; Bp Statistical Review of World Energy June 2022, www.trademap.org/ . *CGS - Map of coal potential in Colombia 2016.*

NATIONAL MINING AGENCY

EXPORTS

Coal exports 2021
(Million tons)

Thermal	54.3 MT
Metallurgical	1.1 MT
Anthracite and others	0.3 MT
Coke	4.0 MT

*Colombia is the **sixth largest exporter of coal in the world** with **4.45%** of total exports; it is also the **third largest exporter of coke** with **12.6%** of world exports.

Coal accounted for **13.7%** of the value of Colombian exports and **58.1%** of mining exports in 2021.

*Source: SIMCO- UPME, NMA 31/05/2022., Bp Statistical Review of World Energy June 2022. Exchange Rate 2020: $3,693.36; 2021: Col $3,743.09 . *www.trademap.org/ .*

Colombian coal exports are transported by sea. Main destinations for thermal coal in **2021: Turkey 24.70%; Chile 11.32%; Netherlands 10.99%; Brazil 9.55%; Israel 5.96%; China 5.89%; Korea 5.69%; Spain 3.36%; Guatemala 3.24%; United States 3.05%; Puerto Rico 2.65%; Canada 2.18%; Panama 1.67%; Dominican Republic1.48%; Japan 1.47%; France 1.13%; Argentina 1.12%; Poland 0.82%; Taiwan 0.80%; Germany 0.61%; Morocco 0.33%; United Arab Emirates 0.31%; India 0.31%; Italy 0.26%; Croatia 0.25%; Peru 0.24%; United Kingdom 0.24%; and other countries 0.38%.**

Metallurgical coal: **China 38.22%; Japan 25.69%; Turkey 20.77%; Brazil 9.64%; Poland 3.82%; Chile 0.94%; Singapore 0.91%; Spain 0.003% and Ecuador 0.002%.**

Main coke destinations during **2021: Brazil 31.87%; Mexico 18.30%; India 11.28%; Turkey 9.18%; United Kingdom 6.12%; Belgium 4.75%; Finland 3.80%; South Africa 2.68%; Argentina 1.56%; Gabon 1.52%; Sweden 1.35%; Norway 1.12%; Albania 1.08%; Indonesia 1.04%; Malaysia 0.98%; Netherlands 0.95%; Ireland 0.58%; United Arab Emirates 0.53%; United States 0.31% and other countries 0.99%.**

*"Colombia accounts for about **5%** of the world's total seaborne coal trade".*