

# Gold

Gold in Colombia is associated with different types of geological environments, with a distribution of mining manifestations throughout almost all the territory. However, due to the country's geotectonic conditions, the most important existing deposits correspond to those of porphyry and epithermal type, intrusion-related gold deposits, orogenic gold, massive volcanogenic sulphides and alluvial gold.

Gold deposits are clustered in districts associated with metallogenic belts in the departments of Antioquia, Santander, Tolima, Huila, Caldas, Nariño, Cauca and Bolivar, deposits along the Pacific coast formed by the erosion of the western branches of the Andes mountain chain and other deposits in Vaupes and Guainia.



**1,996**  
Mining Titles



**1,875,386 ha**  
(1.64% of national territory)



**509** in exploration \*

**160** in construction & assembly\*

**1,327** in exploitation\*

\*Titles by contractual stage

**3,222**

Mining concession proposals


**4,096,180 ha**  
(3.59% of national territory)

Source: NMA, - Anna minería 30/11/2023



## Economic Data Colombia

	<b>Production</b> Associated to royalty payments (Ton)	<b>Royalties</b> (Million USD)	<b>Exports</b> (Ton - Million FOB USD)
2020	48.6	78.3	68.9 Ton - 2,902 M
2021 <sup>P</sup>	55.3	87.2	79.4 Ton - 3,132 M
2022 <sup>Pr</sup>	51.3	81.0	70.7 Ton - 2,975 M



## 2022 World Rankings

<b>World Production*</b>	(Ton)	<b>Production In Latin America*</b>	(Ton)	<b>Main Producing Companies</b>	(000oz)
1. China	372	1. Mexico	148	1. Newmont Mining	5,956
2. Russia	309	2. Peru	97	2. Barrick Gold	4,141
3. Australia	306	3. Brazil	92	3. Agnico Eagle Mines	3,135
4. Canada	192	4. Bolivia	53	4. AngloGold Ashanti	2,742
5. United States	173	5. Colombia	51	5. Polyus	2,541
				6. Gold Fields	2,399
				7. Kinross Gold	1,957
				8. Newcrest Mining	1,956



19\*. Colombia 51

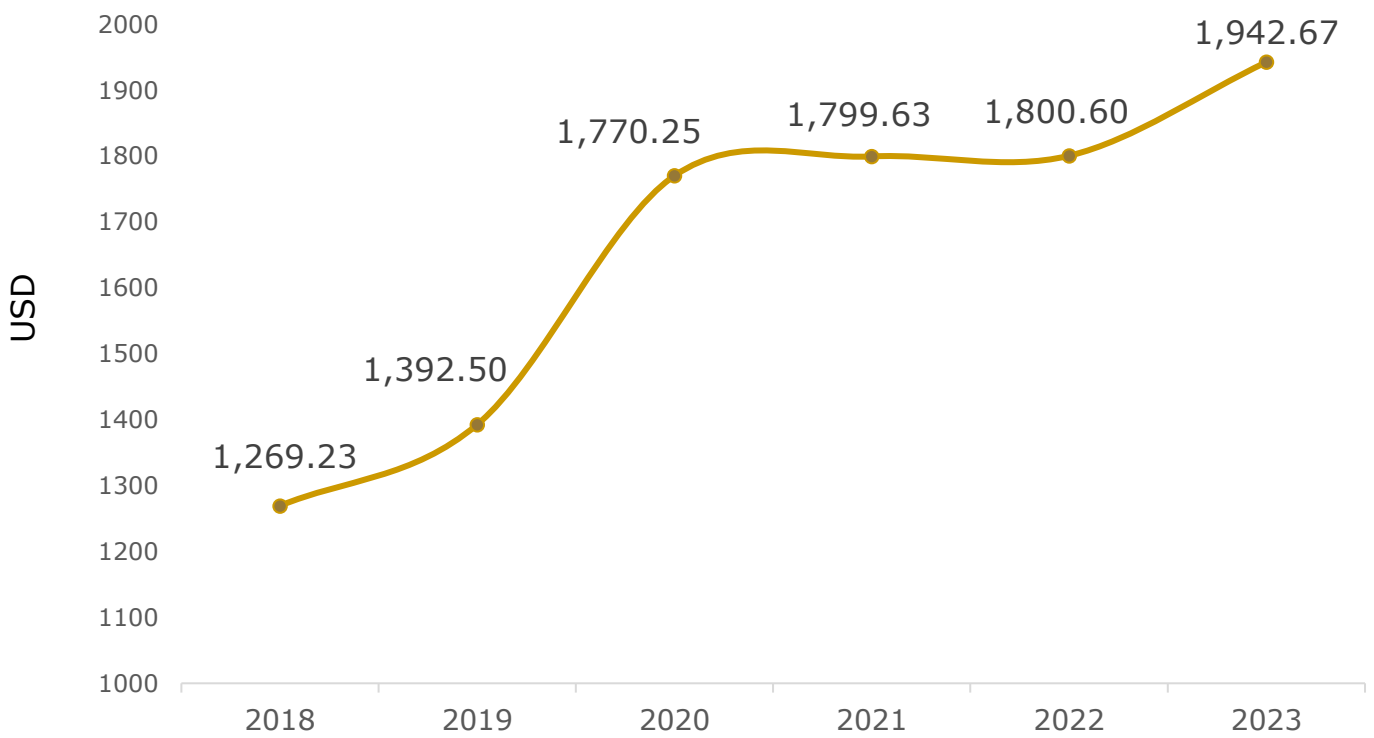
In Colombia deposits with an average tenor between 1.78 g/t and 12.00 g/t Au in Proven Reserves, are explored and exploited.

# Gold

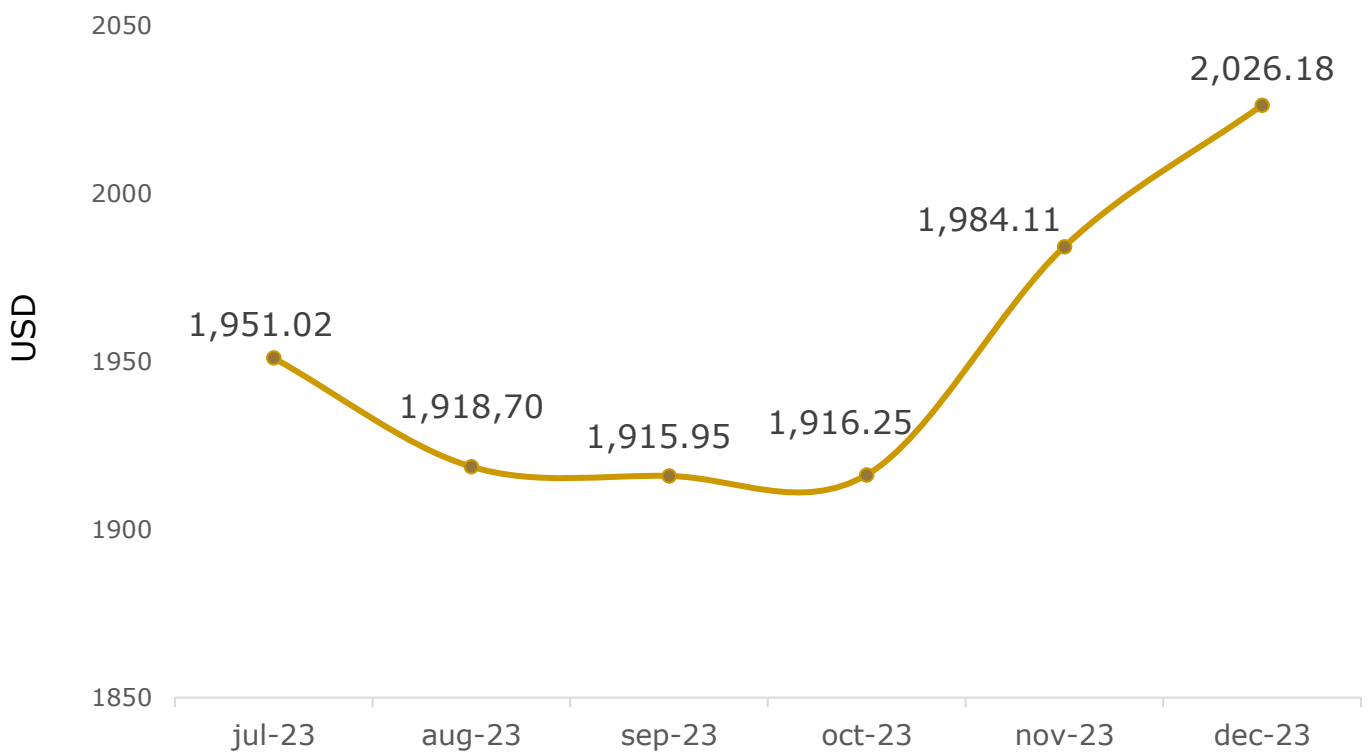


## Economic Data

**Average price in the last 6 years USD/Troy Oz**



**Average price in the last 6 months USD/Troy Oz**



Source: worldbank.org (updated on January 03, 2023)

# Gold



## Main projects with resource and reserve reports under international standards

Project	Company	Minerals	Standard
Quebradona	AngloGold Ashanti	Gold and copper	SAMREC
La Colosa	AngloGold Ashanti	Gold	JORC
Cisneros	Antioquia Gold Inc.	Gold	NI 43-101
Marmato	Aris Mining Corporation.	Gold and silver	NI 43-101
Segovia	Aris Mining Corporation.	Gold, silver, zinc and lead	NI 43-101
El Roble	Atico Mining Corporation.	Gold and copper	NI 43-101
Quinchia (La Cumbre)	Batero Gold Corp.	Gold	NI 43-101
Gramalote	B2Gold Corp.	Gold	NI 43-101
Alacran (San Matias)	Cordoba Minerals Corp.	Gold and copper	NI 43-101
La Mina	Goldmining Inc.	Gold and copper	NI 43-101
Titiribi	Goldmining Inc.	Gold and copper	NI 43-101
Yarumalito	Goldmining Inc.	Gold and copper	NI 43-101
Operacion Aluvial	Mineros S.A.	Gold	NI 43-101
Quinchia Gold (Miraflores)	Miraflores Cia Minera S.A.S.	Gold	JORC
Soto Norte	Sociedad Minera de Santander-MINESA	Gold and copper	JORC
El Bagre and Nechi	Soma Gold Corp.	Gold	NI 43-101
Buritica	Zijin-Continental Gold Limited	Gold, silver, zinc and copper	NI 43-101

## Main projects in exploitation 2022

Project	Company	Production 2022 (oz)
Buritica	Zijin-Continental Gold Limited	246,886
Segovia	Aris Gold Corporation	210,163
Operacion Aluvial	Mineros S.A.	92,385
Cisneros	Antioquia Gold Inc.	48,955
Marmato	Aris Gold Corporation	25,216
El Bagre and Nechi	Soma Gold Corp.	23,115
El Roble	Atico Mining Corporation	11,254

# Gold



## Production by type of mining operator 2022<sup>Pr</sup>:

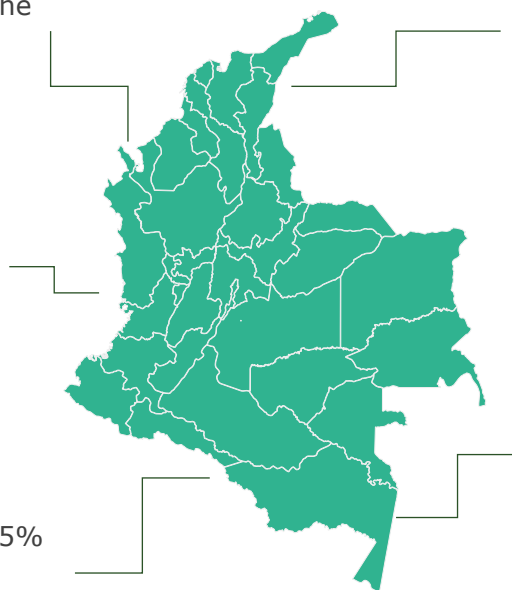
(Associated to royalty payments)

Mining title	24.75 t	(48.19%)
Barequeros (panning sand to extract gold)	24.25 t	(47.22%)
Formalization subcontracts	1.35 t	(2.63%)
Legalization requests	0.50 t	(0.97%)
Special reservation area	0.47 t	(0.92%)
Scrap	0.03 t	(0.07%)

Metallic minerals represented 30% (USD 1,302 million) of the mining GDP and 0.37% of the Colombian GDP.

Precious metals contribute 4.35% to the total mining royalties collected during 2022<sup>Pr</sup>, (4.29% gold).

Colombian gold production represents approximately 1.5% of world production.



Gold exports represent 5.2% of the total Colombian exports and 18.0% of mining exports.

Colombian gold exports are mainly transported by air. Main export destinations in 2022 (7108120000): United States 23.90%; Italy 20.57%; Hong Kong 17.42%; United Arab Emirates 15.92%; Rionegro PFE 11.19%; Palmaseca PFE 5.67%; Australia 3.53%; Valle International Free Trade Zone 0.73%; Pacific PFE 0.73%; Switzerland 0.17%; Intexzona PFE 0.16%; Spain 0.03% and United Kingdom 0.004%.

Source: NMA - Mineral exploitation volumes associated with royalty payments, data as of October 30, 2023. DANE, SIMCO - UPME, <http://websiex.dian.gov.co/>. Exchange Rate 2020: Col \$3,693.36; 2021: \$3,743.09; 2022 : Col \$4,255.44. Pr: preliminary.

**Buritica project started production during the second half of 2020**

**In 2023, the Environmental Management Plan (PMA) for the Marmato Inferior mine (Marmato Project) and the environmental license for the Miraflores project (Quinchia Gold Project) were approved.**

**<https://mineriaencolombia.anm.gov.co/>**